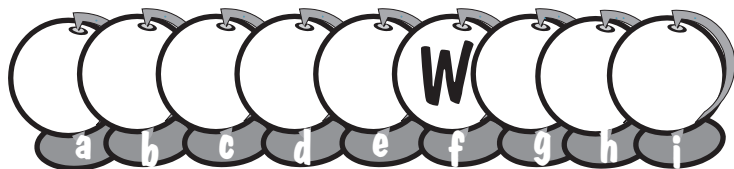



fein gesponnen




WAAGERECHT

- 2 Insel 8-10 Grad östl. Länge / 38-42 Grad nördl. Breite
- 4 Straße von ... 4-8 Grad w.L. / 34-38 Grad n.Br.
- 6 große Insel 40-50 Grad ö.L. / 10-30 Grad s.Br.
- 10 Halbinsel 80-90 Grad w.L. / 23,5-30 Grad n.Br.
- 13 Insel 7-8 Grad ö.L. / 54-55 Grad n.Br.
- 14 Kontinent 110-160 Grad ö.L. / 10-40 Grad s.Br.
- 15 Hauptstadt 13-14 Grad ö.L. / 52- 53 Grad n.Br.
- 16 Großstadt 11-12 Grad ö.L. / 48-49 Grad n.Br.

SENKRECHT

- 1 Glaubenszentrum 35-40 Grad ö.L. / 20-23,5 Grad n.Br.
- 3 Insel 10-30 Grad w.L. / 60-66,5 Grad n.Br.
- 5 Insel 2-4 Grad ö.L. / 38-40 Grad n.Br.
- 7 größter Strom 60-70 Grad w.L. / 0-10 Grad s.Br.
- 8 Hauptstadt 4-5 Grad ö.L. / 50-51 Grad n.Br.
- 9 Hochgebirge 2 Grad w.L.-4 Grad ö.L. / 42-44 Grad n.Br.
- 11 Binnensee 9-10 Grad ö.L. / 47-48 Grad n.Br.
- 12 Hauptstadt 2-4 Grad ö.L. / 48-50 Grad n.Br.

Die Lösungsbegriffe findest du in den von Längen- und Breitenkreisen begrenzten Feldern!



G R E E N W I C H
 a b c d e f g h i