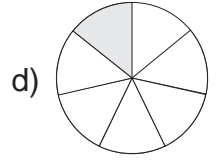
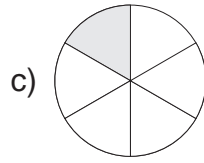
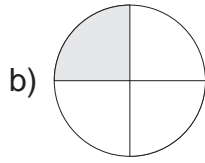
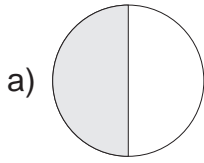


Übungsblatt zum Bruchrechnen

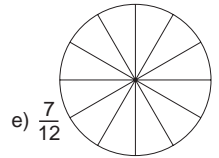
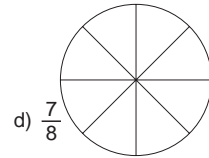
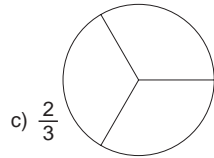
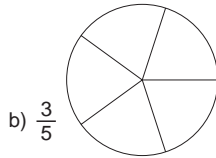
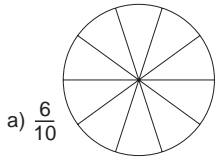
A. Bergkemper, 10/1997

Name, Klasse _____

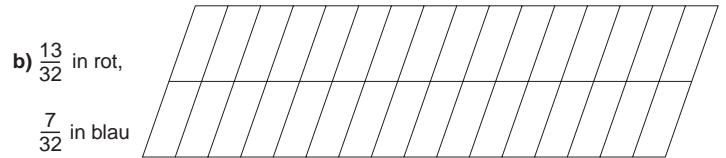

1. Schreibe in die grau hinterlegten Kreissegmente, welcher Bruchteil dargestellt wird.



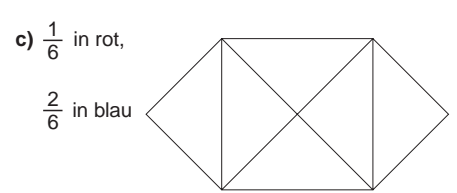
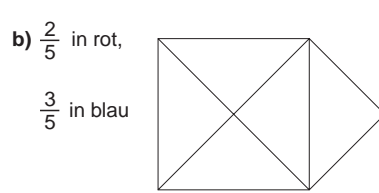
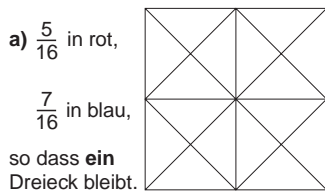
2. Male bei den folgenden Figuren den angegebenen Bruchteil mit Bleistift aus.



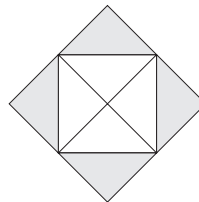
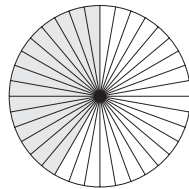
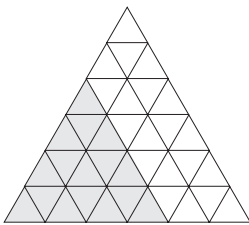
3. Male bei den folgenden Figuren die angegebenen Bruchteile mit Buntstift aus.



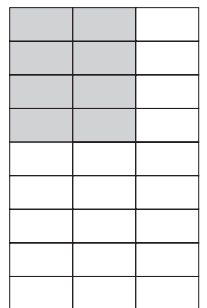
4. Male bei den folgenden Figuren die angegebenen Bruchteile mit Buntstift aus.



5. Zeichne (mit Lineal und Bleistift) Zuordnungspfeile zwischen Bruch und Darstellung.



$$\frac{9}{25}$$



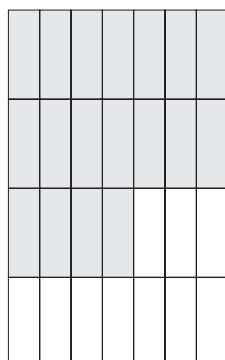
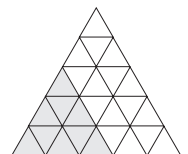
$$\frac{7}{18}$$

$$\frac{15}{36}$$

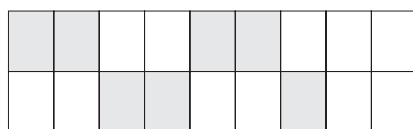
$$\frac{16}{36}$$

$$\frac{15}{35}$$

$$\frac{8}{27}$$



$$\frac{18}{28}$$



$$\frac{4}{8}$$

